

# Warm-Up

September 26, 2017

- 1. Explain 3 reasons why people are willing to leave their own countries and start over in another.**
- 2. What did immigrants during the Gilded Age have to endure to enter into the United States?**
- 3. What is Ellis Island?**
- 4. What is Angel Island?**

# Analyzing Attitudes on Immigration Through Political Cartoons



Warm up:

1. Grab a worksheet and get into groups of three (if possible).
2. If you need an extra desk, just grab one from the back.
3. Put your phones and earbuds/headphones away!

# Warm Up: You do not have to write your answer

- In what way are the immigrants in this picture assimilating?

## CLEVELAND

### MANY PEOPLES, ONE LANGUAGE

### "AMERICA FIRST"

**Come to the Public Schools.**  
Learn the Language of America.  
Prepare for American Citizenship.  
Free Classes for both Men and Women.  
Classes in the Evening and Afternoon.  
Apply to nearest Public School or Library for further information.

**Venite alle Scuole Pubbliche.**  
Imparate la lingua di America.  
Preparate di diventare un cittadino Americano.  
Ve ne sono classe per uomini e donne.  
Le classe sono serali ed anche dopo mezzogiorno.  
Andate alle scuole pubbliche piu vicina alla Biblioteca pubblica per altre informazioni.

**Zaprite sig an Skole Publicheze!**  
Uci sig apyka amelekaga.  
Pravivajite sig an Obyvatelstva taga kraja.  
Otvorajete klasy dla nuzoznyh i kobzi vicozorani i po poludnie.  
Zgite sig do najblizszej Publichezej Skoly lub Biblioteki po dalnje informacije.

**Jeppere to Public Schoolaha.**  
Tavilak sig amrika nyelak.  
Kivajite amerikan polgerak.  
Ovatalak egi bialak nemi nik savara.  
Evdanek delatan va este.  
Jalantevazak a kaksavlebriskidabak vagy konyvtartak bialak leltajonment.

**Prifite a ljodike Saki!**  
Uci se amerikoga jodiki!  
Prpravajte se za dzavlatenost!  
Razreda za muske i zenske!  
Podak vevre in popoldne!  
Vpravajte a blizaj publik skoli a zbirni za daljnje pojavitja.

**הכנה ללימודי תורה**  
**הכנה ללימודי תורה**  
**הכנה ללימודי תורה**  
**הכנה ללימודי תורה**  
**הכנה ללימודי תורה**

**LOCATION OF PUBLIC EVENING SCHOOLS.**  
*(Part for the convenience of both men and women)*

1. West School, W. 26th St. and E. 11th St.	9. Western School, E. 26th St. and Western Ave.	17. South-Central School, Central Ave. and E. 41st St.
2. Central School, Central Ave. and E. 11th St.	10. Glenwood School, W. 24th St. and Reginald Loren Ave.	18. Hamden School, Hamden Ave. N. E. near E. 22nd St.
3. Taylor School, Taylor Ave. and E. 14th St.	11. Lincoln School, E. 13th St. and Taylor Ave.	19. Hamilton School, Hamilton Ave. near E. 16th St.
4. East Division School, Division Ave. near E. 14th St.	12. Lincoln High School, Western Ave. and Lincoln Ave.	20. Eastman School, Eastman Ave. 4th St. and W. 10th St.
5. V. Madison School, Madison Rd. near East Ave.	13. Murray Hill School, Murray Hill Rd. near Madison Ave.	21. Logan School, Logan Ave. 3rd St. near Euclid Ave.
6. Taylor School, Taylor Ave. and Euclid Ave.	14. Mayfield School, E. 112th St.	22. Warren School, E. 11th St. near East Ave.
7. Lorain School, Lorain Ave. near E. 12th St.	15. Oberlin School, Oberlin Ave. and E. 112th St.	23. Waverly School, W. 10th St. near Waverly and Lorain St.
8. Liberty High School, Dickerson Ave. near E. 12th St.	16. Pennock School, W. 118th St. near Union Ave.	24. Washington School, Washington Ave.

CLASSES START OCTOBER 15 AT 7:30 O'CLOCK. CLASSES MEET FROM 7:30 TO 9 O'CLOCK. CLASSES HELD MONDAY, TUESDAY, WEDNESDAY, and THURSDAY EVENING (COME AND ENROLL AT ONCE)

**Special Classes in Citizenship will be held in these buildings on Friday Evenings.**

1. A. A. House, Marshall Rd.	2. Reading Library, Broadway and E. 10th St.	3. Central School, Central Ave. and E. 10th St.
4. Carnegie West Library, 190 Fisher Rd.	5. St. Clair Library, St. Clair Ave. and E. 10th St.	6. Washburn Library, 5000 Washburn Ave.

**BOARD OF EDUCATION, East Sixth Street and Rockwell Avenue.**  
IN CO-OPERATION WITH  
**CLEVELAND AMERICANIZATION COMMITTEE**  
MAYOR'S ADVISORY WAR COMMITTEE.

# What to do:


- Your group will analyze a Political Cartoon about Americans' attitudes toward immigrants at the turn of the century
- Answer the 6 questions about each cartoon on your handout
- I will come around to check your answers for accuracy and thoroughness
- Your group will explain your political cartoon to the class

# Presenting

- Presenters will share their answers with the class and point out details in the cartoon that support their answers
- As the “experts” on each cartoon share their analysis add to your notes as needed



# Picture A






# Picture B



**They would close to the new-comer the bridges that carried them and their fathers over.**



# Picture C




THE AMERICAN RIVER GANGES.

THE PRIESTS AND THE CHILDREN.—(See Page 915.)



# Picture D






# Picture E






# Picture F






# Picture G





# Picture H



SHALL HE BE ALLOWED TO RULE AMERICA?

# Overview:

- What were some positive depictions of immigrants in the cartoons?
- What were the negative depictions of immigrants in the cartoons?
- How did the “nativists” in the cartoons act towards the immigrants?
- Overall, how do you think immigrants were treated in the United States in the late 1800's?